

FLOS

BELVEDERE SPOT WALL

Mounting	Wall surface
Lamps description	6 x 1W Power LED - 3000k
Environment	Outdoor
Finish	Dark brown
Technical description	Exterior lighting device consisting of an up-to-360° adjustable projector on the horizontal axle suitable for wall installations and without recessed box. Light source power led. Other technical features: power box IP67, external connection IP68, watertight cable gland IP 68, head directly sealed in factory, insulation class II. The 320 mA driver is included.



Belvedere Spot Wall

designed by Antonio Citterio with Toan Nguyen

● F0970026 Dark brown


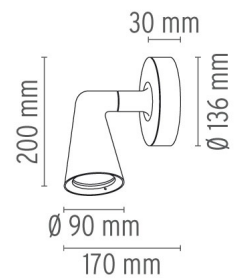
ELECTRICAL

Emergency	Without
Voltage (V)	100/240

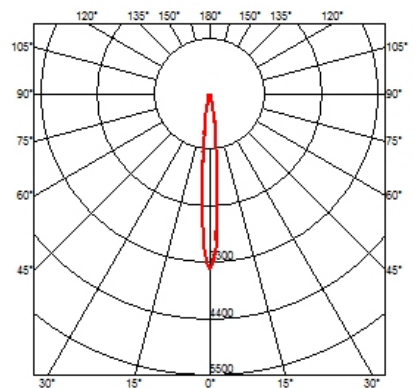
PHYSICAL

Diameter (mm)	90
Construction material	Aluminum
Weight (kg)	1.2

DIMENSIONS



CERTIFICATIONS



Belvedere Spot Wall . Lamps



IW Power LED 9

Lamp Watt:

1 W

Lamp category:

LED


Lamp type:

POWER LED 6 x IW 9°

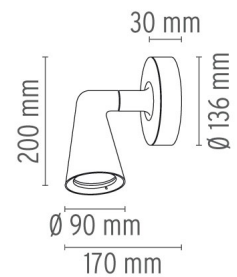


Belvedere Spot Wall

designed by Antonio Citterio with
Toan Nguyen

 F0970026 Dark brown

DIMENSIONS



CERTIFICATIONS

